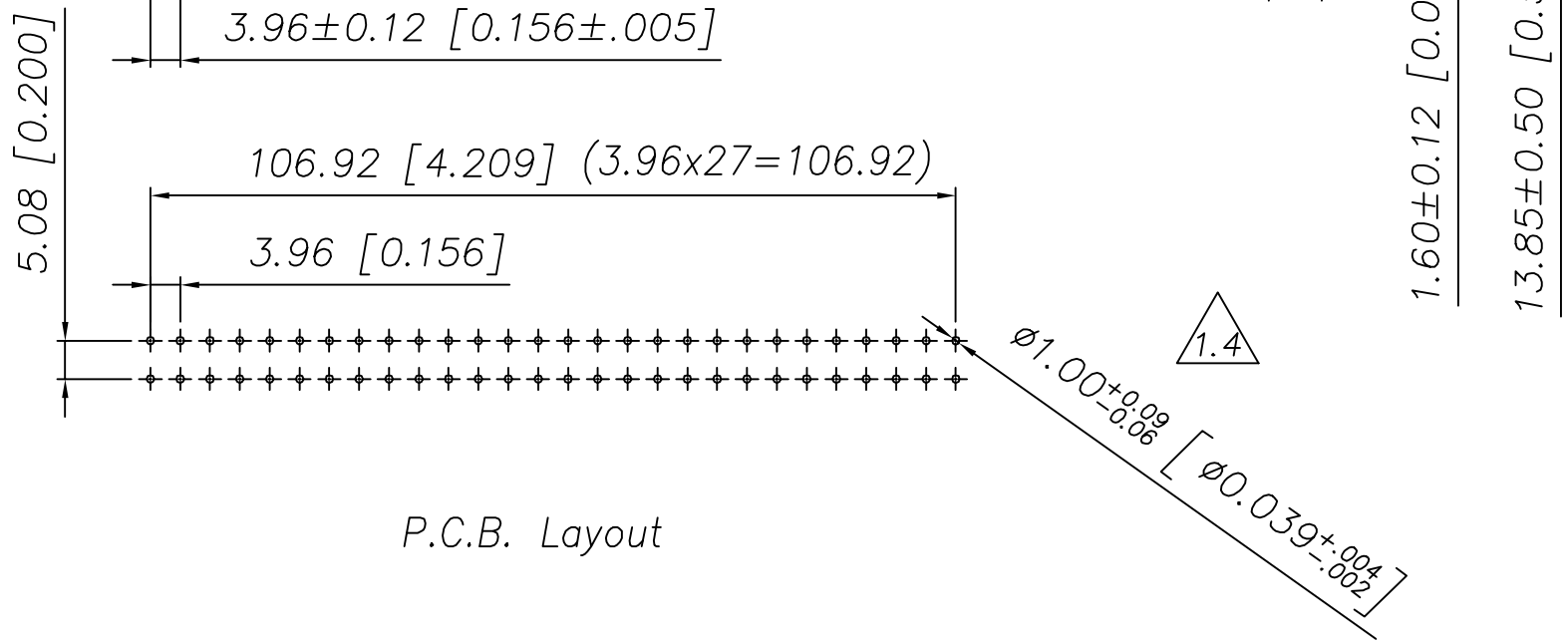
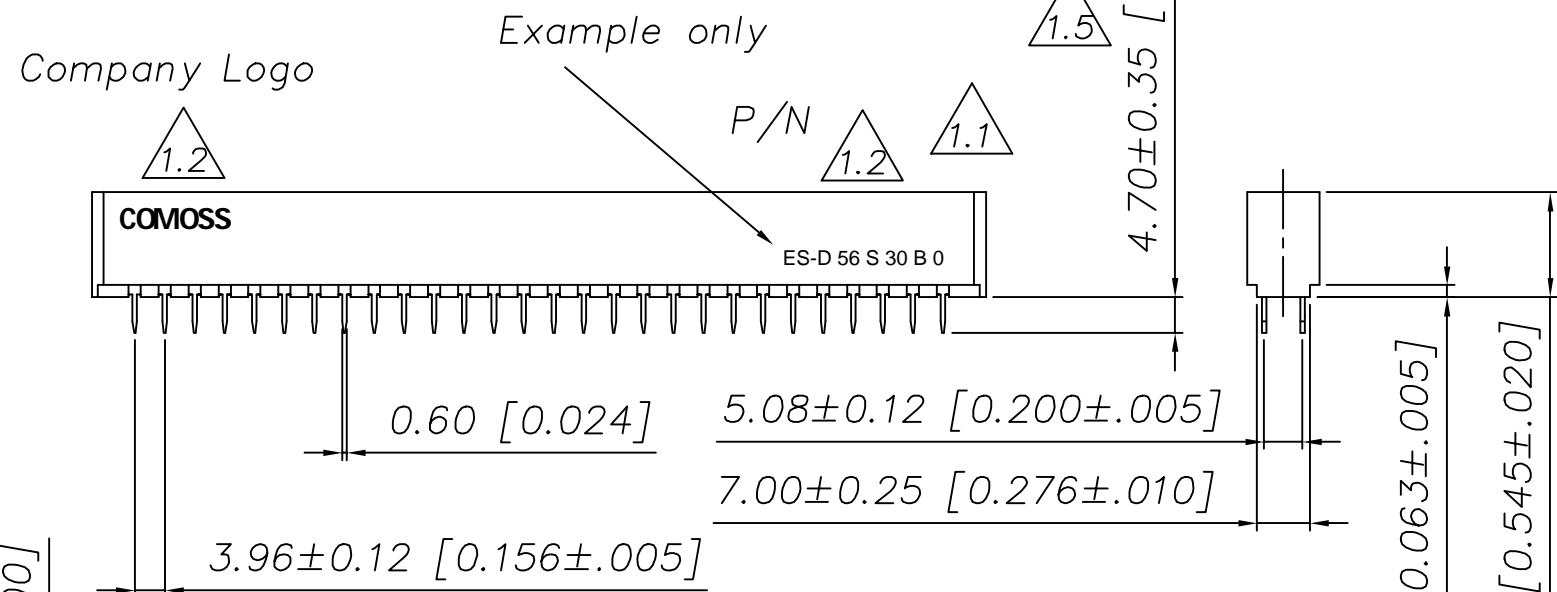
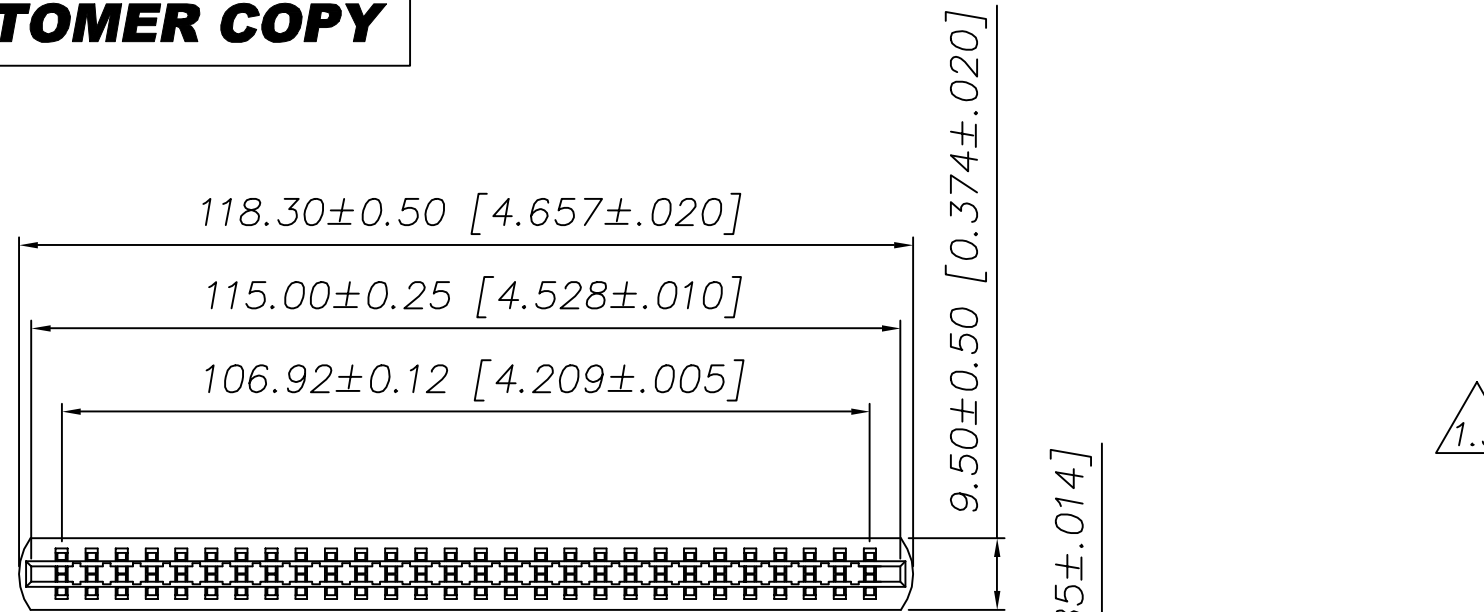


CUSTOMER COPY

REV.	DESCRIPTION	BY/DATE	CHECK/DATE	APPROVED/DATE
1.2	Add on Logo & P/N	Ben, 3/Oct/01'		
1.3	Remove order info.	Ben, 9/Oct/01'		
1.4	Change tolerance	Ben, 08/Nov/01'		
1.5	Correct Tail Length	Ben, 25/Feb/02'		



NOTE:

1) Material:

Housing: Thermoplastic with 15% G.F. (UL94V-0) Black
Contact: Copper Alloy



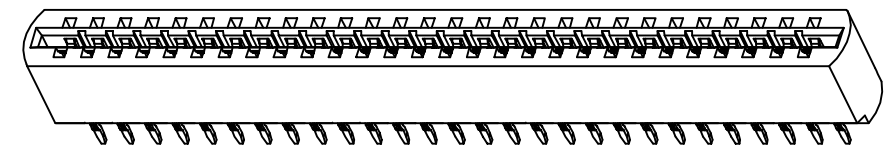
2) Order Information:

ES-D 56 S 30 B 0
1 2 3 4 5 6 7

- Edge Card Slot 3.96mm
- Contact Type: D: DIP, P: Press fit
- Number of Contacts:
- Mounting Types:
S: Straight version,
R: Right Angle version
- Contact Finish: Q: 30 u" Gold
- Colour of Insulator: B: Black
- Printing Option:
Q: with COMOSS logo & P/N
1: w/o COMOSS logo & P/N
2: with COMOSS logo only

3) Inspection Dimension for QC:

■ Critical ☒ Major □ Minor



General Tolerance		Angle Tolerance		Dwg	Date	COMOSS® COMOSS ELECTRONIC CO., LTD. 4F., No. 11, Chung-Hsin St., ShuLin 238, Taipei, Taiwan R.O.C.
.X	±0.15	.X°	±1.0°	Ben	25/Feb/02	
.XX	±0.10	.XX°	±0.5°	Design	Date	Item
.XXX	±0.05	.XXX°	±0.2°	Ben	25/Feb/02	
SHEET 1/1				CHK	Date	Edge Connector 3.96mm Pitch DIP
FINISH -----				APPR	Date	Dwg. No. A0020
Scale 1:1		Unit: mm				Part No. C1701xxx
						SIZE A3
						REV 1.5